IEC 60898-1

As per the above standards, MCB combines following functions:
- Circuit protection against short-circuit currents.
- Circuit protection against overload currents.
- Fault tripping indication by red mechanical indicator.

Catalog Numbers

Square D QOvs MCB	6000 A		10000 A	
Pole	1P	3P	1P	3P
Rating (In)	Curve C		Curve C	
10 A	QO110VSC6	QO310VSC6	QO110VSC10	QO310VSC10
16 A	QO116VSC6	QO316VSC6	QO116VSC10	QO316VSC10
20 A	QO120VSC6	QO320VSC6	QO120VSC10	QO320VSC10
25 A	QO125VSC6	QO325VSC6	QO125VSC10	QO325VSC10
32 A	QO132VSC6	QO332VSC6	QO132VSC10	QO332VSC10
40 A	QO140VSC6	QO340VSC6	QO140VSC10	QO340VSC10
50 A	QO150VSC6	QO350VSC6	QO150VSC10	QO350VSC10
63 A	QO163VSC6	QO363VSC6	QO163VSC10	QO363VSC10
Operating frequency	50/60 Hz			
Voltage rating (Ue)	240/415 Vac			

Technical Data

Main characteristics		6000 A	10000 A
Insulation voltage (Ui)		500 Vac	
Rated operational voltage (Ue)		240/415 Vac	
Rated impulse withstand voltage (Uimp)		4 kV according to IEC 60898-1	
Reference temperature		40 °C	
Operating frequency		50/60 Hz	
Pollution degree		3	
Tripping curve	Curve C	The magnetic tripping devices act at between 5 and 10 In	
According to IEC 60898-1			
Limitation class		3	
Rated breaking capacity (Icn)	1P, 240 Vac	6000 A	10000 A
	3P, 240/415 Vac		
Rated service breaking capacity (Ics)		100% Icn	75% Icn
Additional characteristics			
Degree of protection (IEC 60529)	Device in modular enclosure	IP40 Insulation class II	
Endurance (O-C)	Electrical	4000 cycles	
	Mechanical	20000 cycles	
Operating temperature		-5...+60 °C	
Storage temperature		-40...+85 °C	
Tropicalization (IEC 60068-1)		Treatment 2 (relative humidity 95% at 55 °C)	

IP40

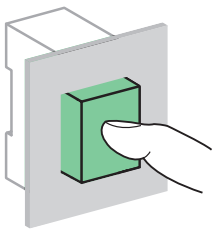

Plug-on System

- Fast, easy installation.
- No connection errors.

Positive Contact Indication

Fast contact closure.

VisiTrip Window

Fault tripping is indicated by a red mechanical indicator on the front face.

Compatible with Square D DB**SeT**

Square D QOvs MCB are compatible to use with Square D DB**SeT**.

Nomenclature

QO	1	10	VS	C	6
Range	**Pole**	**Rated Current**	**Type**	**Curve**	**Breaking Capacity**
Square D QOvs	**1**: 1P **3**: 3P	**10**: 10 A **16**: 16 A **20**:20 A **25**: 25 A **32**: 32 A **40**: 40A **50**: 50 A **63**: 63 A	**VS:** VisiTrip	**C:** C Curve	**06**: 6000 A **10**: 10000 A

Connection (mm)

Square D QOvs MCB

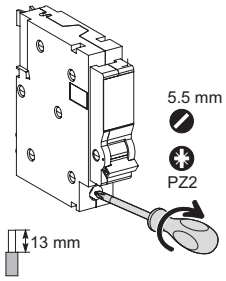

Rating (A)		Copper cables		Tightening torque
		Rigid	Flexible or with Ferrule	
10...63 A		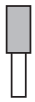	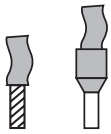	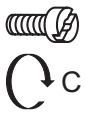
L out	10...32 A	1...25 mm²	1...16 mm²	2 N.m
	40...63 A	1.5...35 mm²	1.5...25 mm²	3.5 N.m

Dimension (mm)

1P

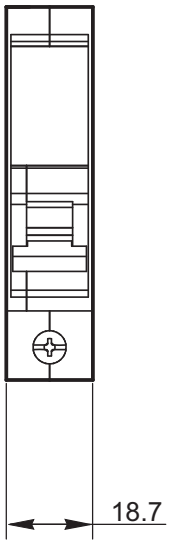

3P

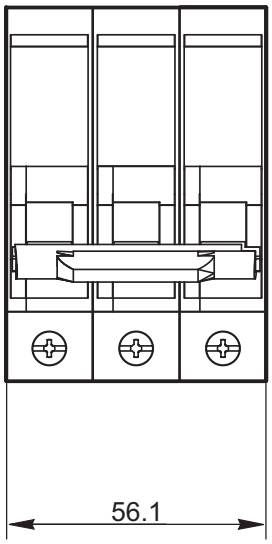

1P/3P

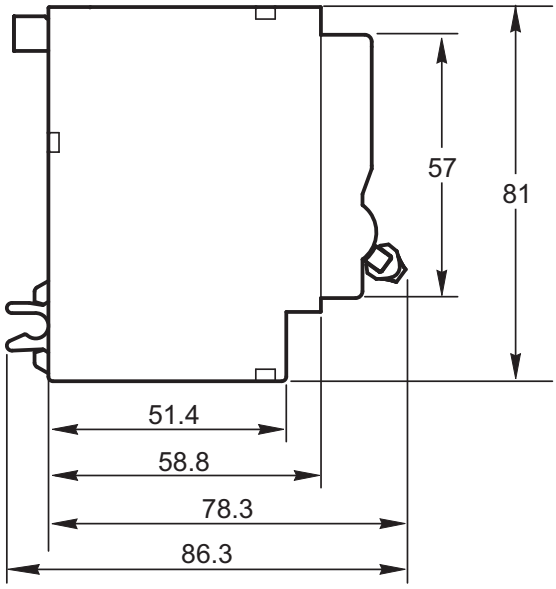

Weight (g)

MCB	
Type	QOvs
1P	104
3P	312

Note: Approximate weight.